







Prep Term 2 Planner 2005

Topic: Who Uses What?

Teachers: Rosemary Gillespie, Jo Goldie & Megan Tyrrell

Physical, Personal & Social Learning	Discipline-based learning	Interdisciplinary Learning
<p style="text-align: center;"><u>Health & Physical Education</u></p> <p>Movement & Physical Activity:</p> <ul style="list-style-type: none"> • Swimming Program <p>Health Knowledge & Promotion:</p> <ul style="list-style-type: none"> • Water Safety • Safe procedures using tools <p style="text-align: center;"><u>Interpersonal Development:</u></p> <ul style="list-style-type: none"> • Develop skills in working in a group • Sharing & caring for equipment & resources • Identify the qualities of a friend <p style="text-align: center;"><u>Personal Learning</u></p> <ul style="list-style-type: none"> • Reflect on their learning & themselves as learners <p style="text-align: center;"><u>Civics & Citizenship</u></p> <ul style="list-style-type: none"> • <i>Value: Tolerance</i> • Acknowledging differences among people & accepting them • Follow classroom rules 	<p style="text-align: center;"><u>English</u></p> <p>Early Years Literacy Program</p> <p>Reading:</p> <ul style="list-style-type: none"> • Read & respond to texts • Use a variety of strategies • Reading simple texts about tools • Reading back language experience sentences about tools <p>Writing:</p> <ul style="list-style-type: none"> • Correct formation of letters & numerals • Encourage correct posture & pencil grip • Phonics: h, m, t, s, i, n, y, g • Isolating sounds & blending simple words • Attempts at writing own sentences with an awareness of spacing & punctuation • Compose simple texts based about tools & how they are used <p>Speaking & Listening:</p> <ul style="list-style-type: none"> • Ask & answer simple questions & listens to brief spoken texts • Participate in class & group discussions • Follow simple instructions 	<p style="text-align: center;"><u>Communication</u></p> <ul style="list-style-type: none"> • Share their tool with the class & explain the product & the process used to construct it • Being attentive listeners • Facing the speaker • Taking turns • Listen without interrupting <p style="text-align: center;"><u>Design, Creativity & Technology</u></p> <ul style="list-style-type: none"> • Generate ideas for the design of a tool • Produce & evaluate their own tool • Develop skills in the safe use of basic everyday tools

	<p style="text-align: center;"><u>Maths</u></p> <p>Early Years Numeracy Program</p> <p>Number:</p> <ul style="list-style-type: none"> • Counting up to 100 • Recognition of numbers 0-10 • Equal groups = • Introduction to addition • Ordinal number 1st to 10th <p>Space:</p> <ul style="list-style-type: none"> • Positional language • Working with 2D & 3D shapes <p>Measurement, Chance & Data</p> <ul style="list-style-type: none"> • Mass: Comparison of two objects • Time: Sequencing events/days of the week • Data: Making & interpreting simple graphs • Money: Coin recognition <p>Working Mathematically</p> <ul style="list-style-type: none"> • Use estimation to help solve problems • Use tools to assist mathematical learning eg. calculators, computers & classroom Maths kits 	<p style="text-align: center;"><u>Information & Communications Technology (ICT)</u></p> <ul style="list-style-type: none"> • Work with texts & images to create a simple tool • Work with images to classify tools & non-tools • Familiarisation with basic computer terminology such as mouse, monitor, keyboard, printer, shift, spacebar & enter
	<p style="text-align: center;"><u>Humanities</u></p> <ul style="list-style-type: none"> • Compare tools from different times & the present 	<p style="text-align: center;"><u>Thinking Processes</u></p> <ul style="list-style-type: none"> • De Bono's thinking hats: Green, Yellow & Black • Thinker's Keys: <ul style="list-style-type: none"> ➤ The Alphabet Key (A-Z of tools) ➤ What if... (What if there were no tools?)

		<ul style="list-style-type: none"> ● Graphic organisers: <ul style="list-style-type: none"> ➤ Venn diagram of tools used at home & at school ➤ Concept map of tools used at home, school & some occupations ● Bloom’s revised taxonomy: <ul style="list-style-type: none"> ➤ Remembering ➤ Understanding ➤ Applying Exposure to: <ul style="list-style-type: none"> ➤ Analysing ➤ Evaluating ➤ Creating
	<p style="text-align: center;"><u>Science</u></p> <ul style="list-style-type: none"> ● Use the senses to observe & describe the world around them ● Sorting & classifying tools 	
<p style="text-align: center;"><u>Special Events:</u></p> <p>Swimming Program: 16th May- 27th May </p> <p>Prep Activity Mornings: Tuesday 31st May, Tuesday 7th June & Thursday 9th June</p> <p>School Photos: Thursday 2nd June </p> <p>Education Week: Wednesday May 18th Open Morning 9 -10:40am & Open Evening 6:30-8:30pm</p> <p>Woodwork for Kids: Tuesday 14th June  </p>		



Prep Term 3 Planner 2005

Topic: Looking After No. 1

Teachers: Rosemary Gillespie, Jo Goldie & Megan Tyrrell

Physical, Personal & Social Learning	Discipline-based learning	Interdisciplinary Learning
<p><u>Health & Physical Education</u></p> <p>Movement & Physical Activity:</p> <ul style="list-style-type: none"> • Oakleigh Recreation Centre • Predict how exercise will affect the body • Identify four things that happen to our body during exercise • Daily running program <p>Health Knowledge & Promotion:</p> <ul style="list-style-type: none"> • Nutrition & healthy eating • Dental & general cleanliness • Promote safe behaviours (road safety, drug education, stranger danger) • Self-esteem <p><u>Interpersonal Development:</u></p> <ul style="list-style-type: none"> • Develop positive social relationships in a range of 	<p style="text-align: center;"><u>English</u> <i>Early Years Literacy Program</i></p> <p>Reading:</p> <ul style="list-style-type: none"> • Read & respond to texts • High frequency words • Sound-letter relationships • Use a variety of strategies • Read simple texts <p>Writing:</p> <ul style="list-style-type: none"> • Correct formation of letters & numerals • Encourage correct posture & pencil grip • Phonics: y, g, o, f, p, k, e, l, v • Isolate sounds & blending simple words when spelling • Attempts at writing own sentences with an awareness of spacing & punctuation • Compose simple texts about keeping healthy <p>Speaking & Listening:</p> <ul style="list-style-type: none"> • Ask & answer simple questions for information & clarification 	<p style="text-align: center;"><u>Communication</u></p> <ul style="list-style-type: none"> • Communicate ideas about keeping healthy • Be an attentive listener • Listen without interrupting • Take turns
		<p style="text-align: center;"><u>Design, Creativity & Technology</u></p> <ul style="list-style-type: none"> • Design a playground using plasticine, sticks & pipe cleaners
		<p style="text-align: center;"><u>Information & Communications Technology (ICT)</u></p> <ul style="list-style-type: none"> • Work with images to classify food • PowerPoint: typing text, slide designing, adding graphics & backgrounds • Create a Publisher brochure • Navigation skills
		<p style="text-align: center;"><u>Thinking Processes</u></p> <ul style="list-style-type: none"> • De Bono's thinking hats: Red,

		<p>Yellow & Black</p> <ul style="list-style-type: none"> • Yellow/black hat activity: Place healthy food on one body cut out & unhealthy food on another • Thinker's Keys: <ul style="list-style-type: none"> ➤ What If? What if we didn't exercise? ➤ Reverse Key: Name a food you wouldn't see growing in the ground ➤ The Alphabet Key: A-Z of keeping healthy • Graphic organisers: <ul style="list-style-type: none"> ➤ Venn diagram: Sorting things that are safe/unsafe to put in our mouths ➤ T-Chart: Road safety. Examine the picture cards & identify the problem & the solution • Bloom's revised taxonomy: <ul style="list-style-type: none"> ➤ Remembering ➤ Understanding ➤ Applying <i>Exposure to:</i> ➤ Analysing
--	--	--

- Evaluating
- Creating

Special Events:

Kidz Bodz: Monday 18th July



100th day of school: Monday 25th July



Breakfast @ School: Tuesday 2nd August



Tree Planting Day: Friday 5th August



Oakleigh Recreation Centre: Tuesday 9th August



Responsible Pet Ownership: Monday 22nd August



Problems and Puzzles activity session: Monday 5th September

